

How do I add myself as a Peer-to-Peer Fundraiser for a Giving Day?

Being a donor isn't the only way you can make a difference during a Giving Day! You can also choose to be a Peer-to-Peer Fundraiser (P2P)!

A **P2P fundraiser** is an individual who has opted to raise funds for a specific organization participating in a Giving Day. All donations made on a P2P's page will be automatically contributed to the organization of the fundraiser's choice. This article will show you how to sign up as a Peer-to-peer fundraiser!

How Do I Sign Up as a P2P Fundraiser?

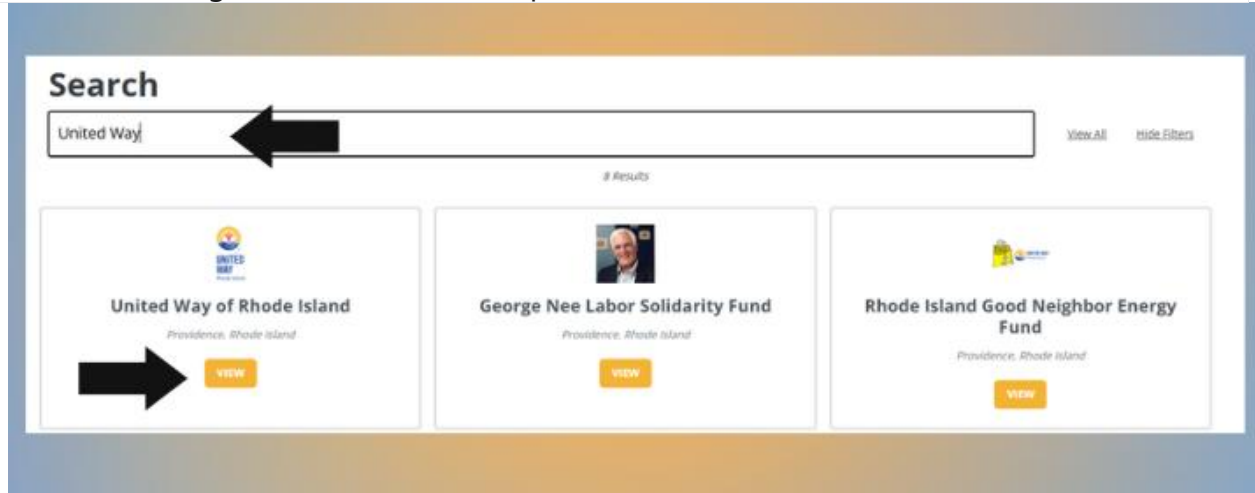
Step 1. Head to 401Gives homepage to get started.

At the top of your 401Gives homepage, type in the name of the organization that you'd like to fundraise for and click the search button.



Step 2. Select the organization you'd like to support.

Once you've found the organization you'd like to support, click the "**View**" button to head to that organization's individual profile.



Step 3. Sign up as a Peer-to-Peer Fundraiser.

To sign up as a Peer-to-Peer Fundraiser for this organization, click the "**Fundraise**" button towards the top of the organization's profile.

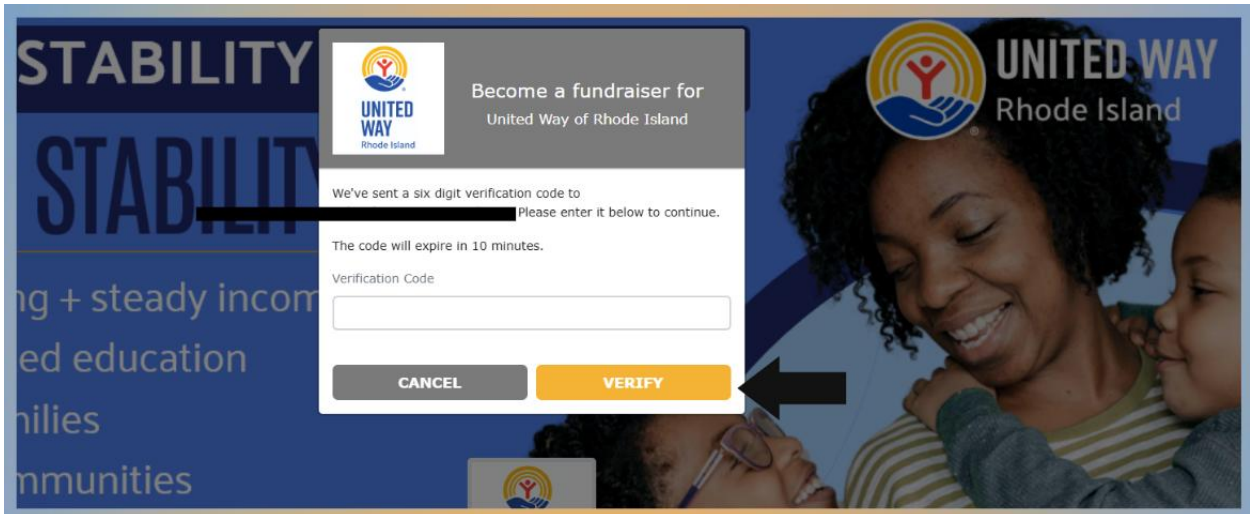


If you are not logged into a GiveGab account, you will be prompted to sign up using your first name, last name, and email address.



The screenshot shows a sign-up form for United Way Rhode Island. The form is titled "Become a fundraiser for United Way of Rhode Island" and includes the United Way logo. It has three input fields: "First Name", "Last Name", and "Email". Below the fields are two buttons: "CANCEL" and "NEXT". A black arrow points to the "NEXT" button. The background features a woman and a child smiling, with the text "UNITED WAY Rhode Island" and "STABILITY" visible.

You will then be asked to input a code that was sent to your email address. This security measure is for verification purposes.



The screenshot shows the verification step of the sign-up process. The form is titled "Become a fundraiser for United Way of Rhode Island" and includes the United Way logo. It contains the following text: "We've sent a six digit verification code to [redacted] Please enter it below to continue." Below this, it says "The code will expire in 10 minutes." and "Verification Code". There is a single input field for the verification code. At the bottom are two buttons: "CANCEL" and "VERIFY". A black arrow points to the "VERIFY" button. The background features a woman and a child smiling, with the text "UNITED WAY Rhode Island" and "STABILITY" visible.

You will then enter your “Fundraiser Display Name”. This can be different than just your first and last name. Additionally, you will be setting your password to be able to log in and manage your Peer-to-Peer fundraising efforts.

The screenshot shows a registration form for the United Way of Rhode Island. At the top left is the United Way logo. The heading reads "Become a fundraiser for United Way of Rhode Island". A green checkmark indicates "Email successfully verified.". The form includes fields for "Name", "Email", and "Fundraiser Display Name (optional)". Below the name field is a note: "If you'd like your fundraiser page name to be something other than your first and last name, enter that here.". There is a "Create Your Password" section with a text input field and a note: "Passwords must be at least 8 characters and include a letter, a number and a special character (e.g. !, ?, or \$).". At the bottom are "CANCEL" and "SUBMIT" buttons. Black arrows point to the "Fundraiser Display Name" field and the "SUBMIT" button.

Once you hit submit, an email will be sent to you with supportive materials on how to be a Peer-to-Peer fundraising champion! You will also receive this message with a button to navigate/log in to your dashboard.

The screenshot shows a confirmation message on a yellow background. It says: "Thanks for signing up to be a fundraiser! You can manage your profile on GiveGab. We've sent you an email with more details." Below this is the instruction: "Be sure to share the link below with potential supporters." followed by a redacted link field. A "MANAGE PROFILE" button is on the right. Below the message is a blue banner with the text "FAMILY STABILITY INITIATIVE" and "FAMILY STABILITY MATTERS". The United Way of Rhode Island logo and a photo of a woman are on the right side of the banner. Black arrows point to the link field and the "MANAGE PROFILE" button.

You may need to login first on this screen.

Welcome Back!

Email

Password

Let's Go


Resend account verification

Forgot your password?


Step 4. Start fundraising!

You'll then be brought directly to your Peer-to-Peer Fundraising Toolkit, which you'll fill out to create your custom fundraising page for the selected organization!


Complete the steps below to be sure that your fundraiser is successful.




Tell Your Story




Make a Donation



Reach Out




Share Socially



Give Thanks

401 Gives 2026
March 31, 2026

Progress

0% 

\$0
Raised
of \$500 Goal

0
Donors

0
Emails Sent

Share your fundraiser!

<https://www.401gives.org/p2p/637353/ca>

